

Application radio Espace

- **After 3 times using the app** the user is asked with a pop up :” Radio Espace – Si vous aimez cette application, laissez-nous un petit commentaire et une bonne note sur le store. Merci de votre support! » with an option « Noter (that leads to the store link in API) – Plus tard (that shuts the pop up and will ask in 3 times) – Jamais (in that case never propose that pop up again). ([adress of the stores COMING FROM API](#))
- When you are on home page and press to the return button you should get a popup asking : “ Radio Espace – Voulez-vous vraiment quitter cette application?” “OUI- NON ” if the answer is “oui” app must shut down, if “non” the popup shuts and the user stays on the home page
- **Caution:** we also want that the following informations can also be displayed via Bluetooth : “Name of the radio + artist + tittle” .
- Only one interstitial Add should come **at launch (immediately at launch please)** – if it’s a video, make sure sound of the radio shuts down for the duration of the ad – there should NEVER be 2 sounds at the same time on the app. (same for podcasts and radio)
- Screensplash must display number of version at the bottom
- Add the following SDK : Mediametrie + high connexion push (codes at the end of this doc)



Screensplash is the first thing to come.

HOME PAGE

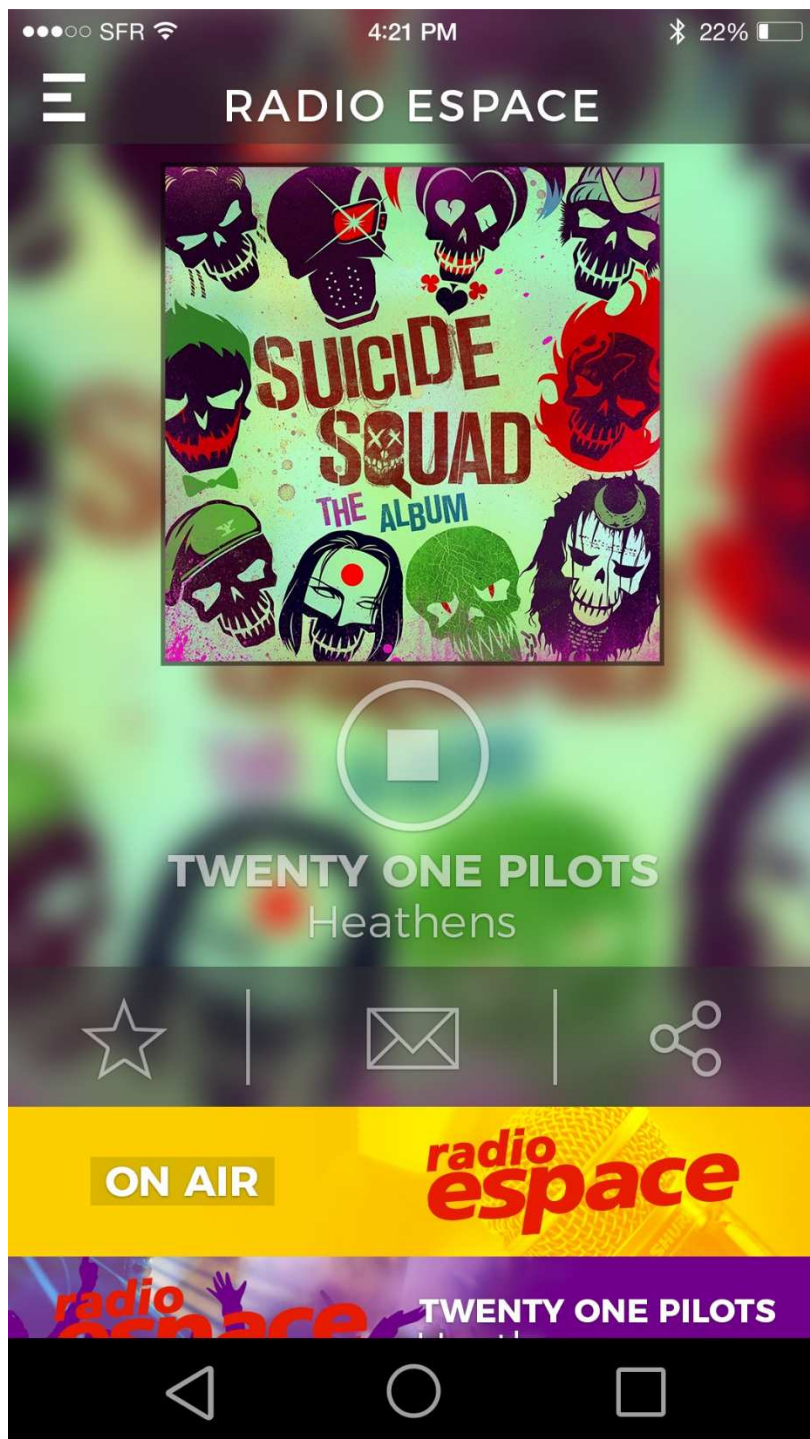
At launch, the application opens this page.

At launch, the radio player is Radio Espace and the sound is in the ON mode.

This page consists of the player and the list of Internet radio stations

Caution : A smaller mobile screen must be able to see at least one webradio and a half

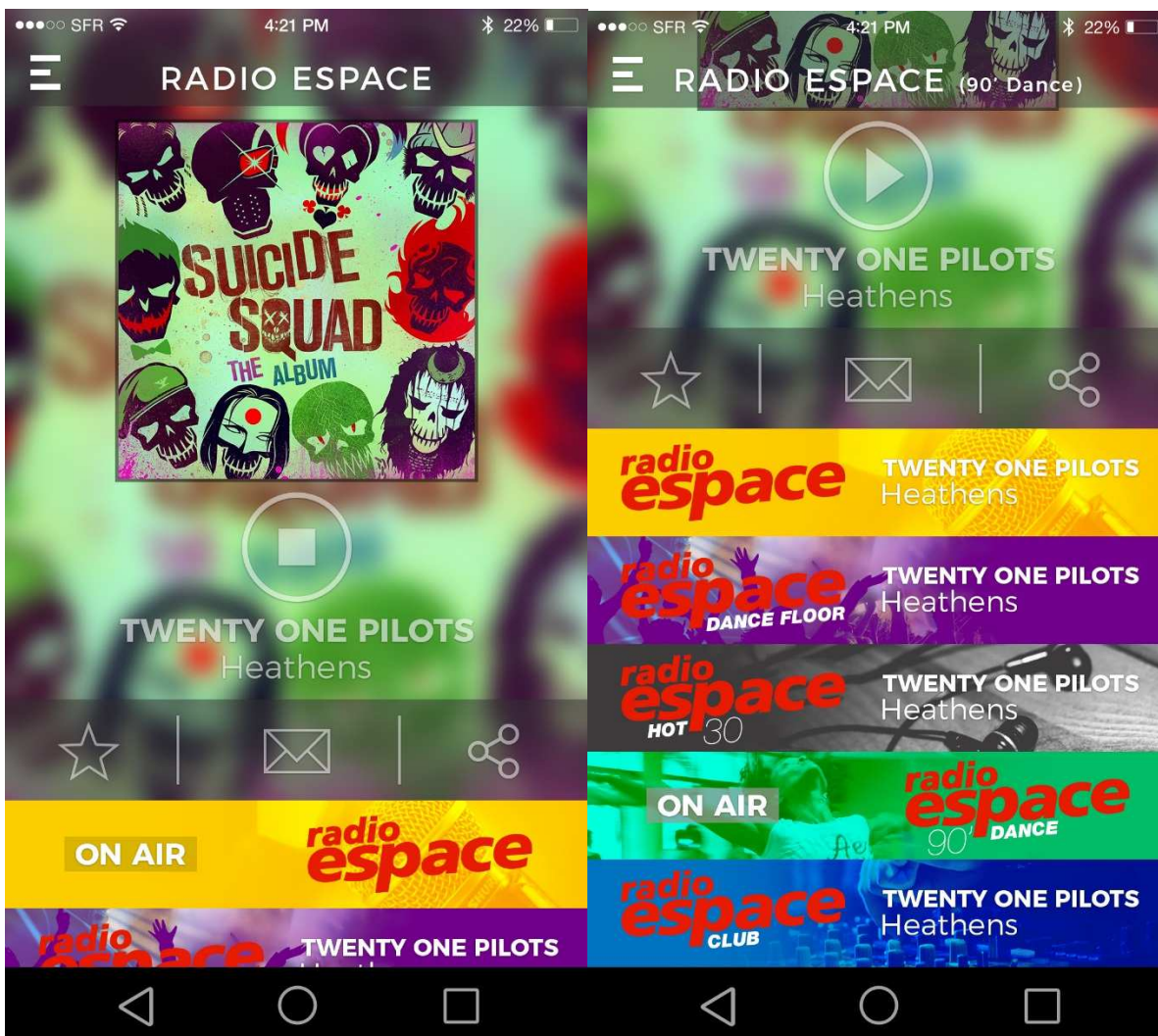
Page consists of the big player + the list of webradios available + down the page the possibility to get a small add banner (same as other radios we developed but no mini-player down)



The player :

It consists:

- The of the played webradio at the top
- The visual of the cover (picture sleeve) and the current title information (artist's name and song title) which are recovered from a stream of the API – CAUTION : underneath the **background is blurred**
- A Play / Stop button (No "Pause" button as no management streaming)
- A Sharing icon : to click **ALL** sharing possibilities in the phone **text below*
- A Favorites button. (On click, it put the title played in the playlist page) it has to be synchronize with the star in the list of playlist page
 - A contact possibility



The Internet radio list:

The first radio listed must be Radio Espace

The radio played must have its logo on the right– the others must have a logo on the left and artist / title written on the right – the radio played must display ON AIR on the left

The following radios are defined in the flow of webradios from the API .

Each cell is composed list :

- The logo of Internet radio (on left when played with “on air” on the right when played)
- The current title information (artist’s name and song title)

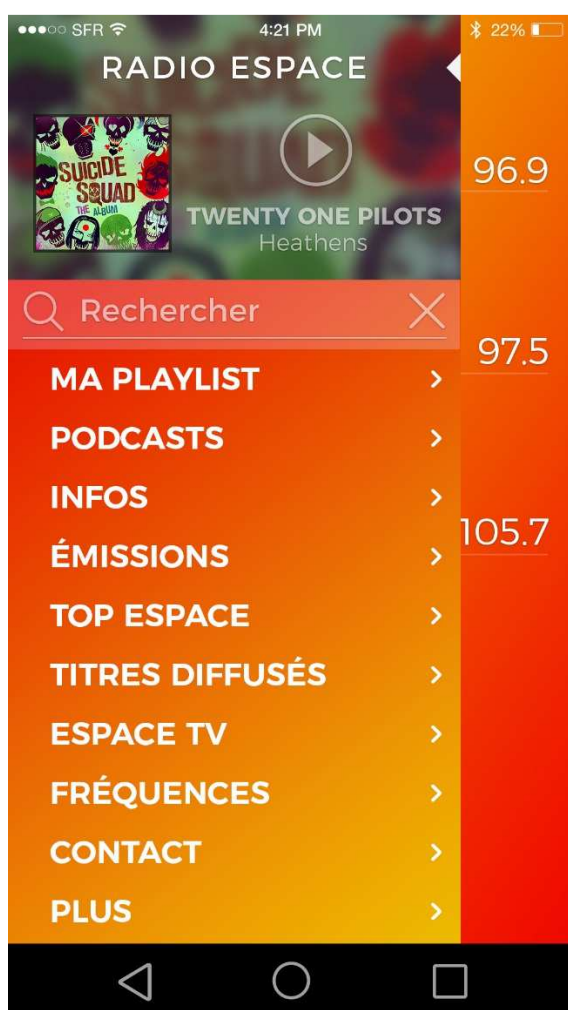
The player zone is not fixed : when the user scrolls the list webradios down, the player scrolls along the list.

When you clic on a webradio to listen to it, the screen gets up to the big player

The texts shall be in 2 lines max otherwise add 3 dots (...)

MENU BURGER

On clicking the Burger menu, the whole page shifts to the right to display the menu



A MINIPLAYER at top

A SEARCH BAR

The menu has 10 tabs, grouped as follows

- Ma playlist
- Podcasts
- Infos
- Jeux (put it on remark)
- Émissions
- Top Espace
- Titres diffusés
- Espace TV
- Fréquences
- Contact
- Plus

Caution pages in grey will be made latter

At the top of the menu a mini player plays the radio

The menu includes a search function (rechercher) , which is in the form text field .

By clicking on button "Rechercher" of the keyboard , the user is redirected to the page RECHERCHE.

RESULT OF RECHERCHE

Top of this page, the search field recalls at least 2 letters

It is possible to do a new search directly from this page by entering a new expression directly into the search field and launching research via the button « rechercher » (search) of the keyboard – **don't forget to put a cross to cancel the search**

Keyboard must disappear when search is launched



The results are displayed as a list of articles + podcasts (considered as articles)

We charge only the first 10 items, then if you go down to the bottom of this list the following 10 were charged, etc.

Podcasts sounds do not load until the user has not clicked on a podcast player.

You have 3 filters :

“Tout” for everything (articles and podcasts)

“locale” for local information

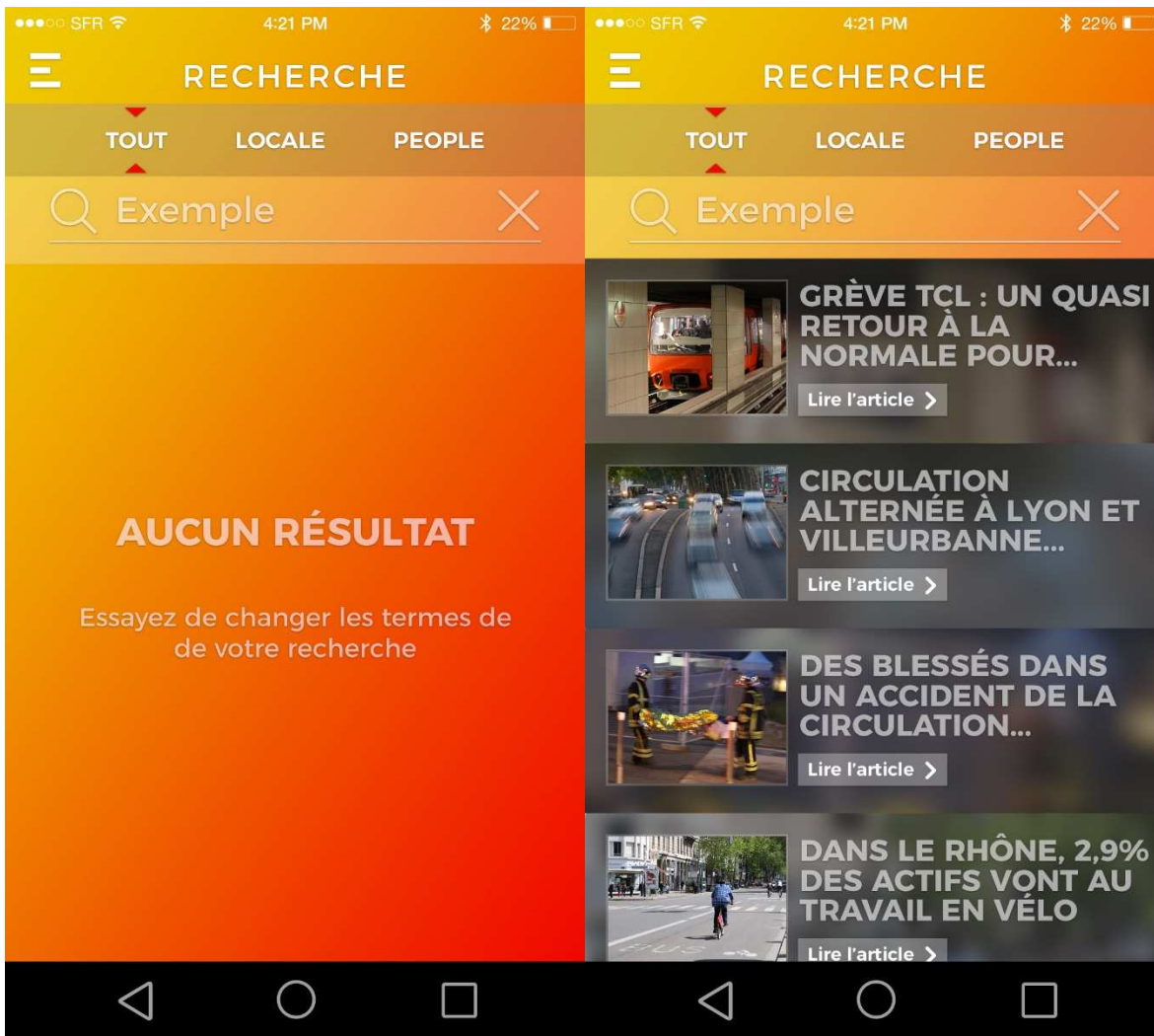
“people” for people information

Presentation of articles:

- The title of the articles are centered in the photo.
- We see only the first three lines of the title followed by three dots if the title is longer.

Below **one page with results / one page without result**

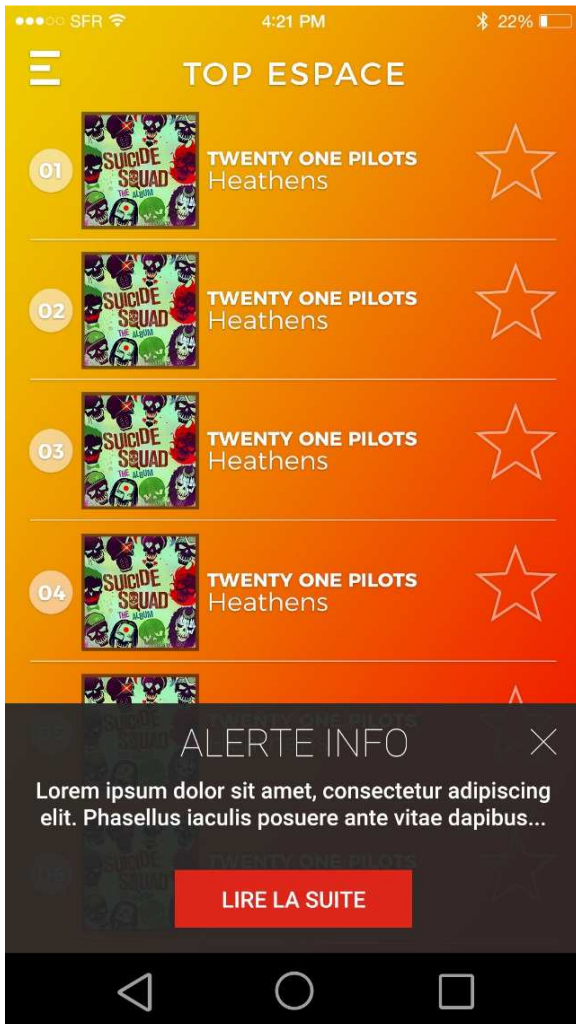
When “lire l'article “is pressed : article can be read underneath



If you type a word to research a cross is displayed on the right and you can delete your search by clicking on it (example on the picture above)

ALERTE INFO

Some information may be reported as an alert. If nothing comes from the API please often check and don't display anything



This alert may appear at any time and on any page. After 6 seconds this alerte info disappear (same as lyonmag) and will be displayed on the next page seen for 6 seconds... etc... If the user clic on the cross, this alert wont be displayed until the end of navigation.

This Alerte Info is made of :

- a header « ALERTE INFO »
- A cross for closing the insert
- Title of the article limited to 3 lines (if it is longer, the third line ends with 3 dots)
- A button « Lire la suite ». On click, the user is redirected to the page of the concerned ARTICLE inside the app

The inset appears by sliding from the bottom of the screen, over the mini-player, and goes down in the same manner.

By default, the insert is displayed for a period of 6 seconds before disappearing.

The articles that appear in the "Alerte Info" are COMING FROM API <http://sdk.eg-ad.fr/api-docs/#Object:Alert>

NAV BAR

Navbar is made of:

- Burger menu
- The name of the current radio played

Page PODCAST

This page consists of a list of podcast categories

- Each category consists of:
- Visually category
- the title of the category
- The number of podcasts that contains the category (COMING FROM API)

On click on a category (on image only “flash info” category but you may have 4 or 5 different categories), the user is redirected to the page LISTE DE PODCASTS



Page LISTE DE PODCASTS

This page consists of:

- a presentation of the selected category
- a list of podcasts

The presentation of the podcast consists of:

- its name

- its description
 - a player
- + A possibility to share by ALL the existing possibilities of the mobile *see message below

We charge only the first 10 podcasts, and if we descend to the bottom of this list the following 10 were charged, etc.



At the click of a podcast:

- Podcast sound is launched by clicking on a play button of the player
- if an Internet radio is playing, it must stop

* If you launch another podcast (via a second player on the same page) the sound of the first sound stops

In any case you CAN NOT read 2 sounds at the same time

Podcasts sounds do not load until the user has not clicked on a podcast.

Page INFOS

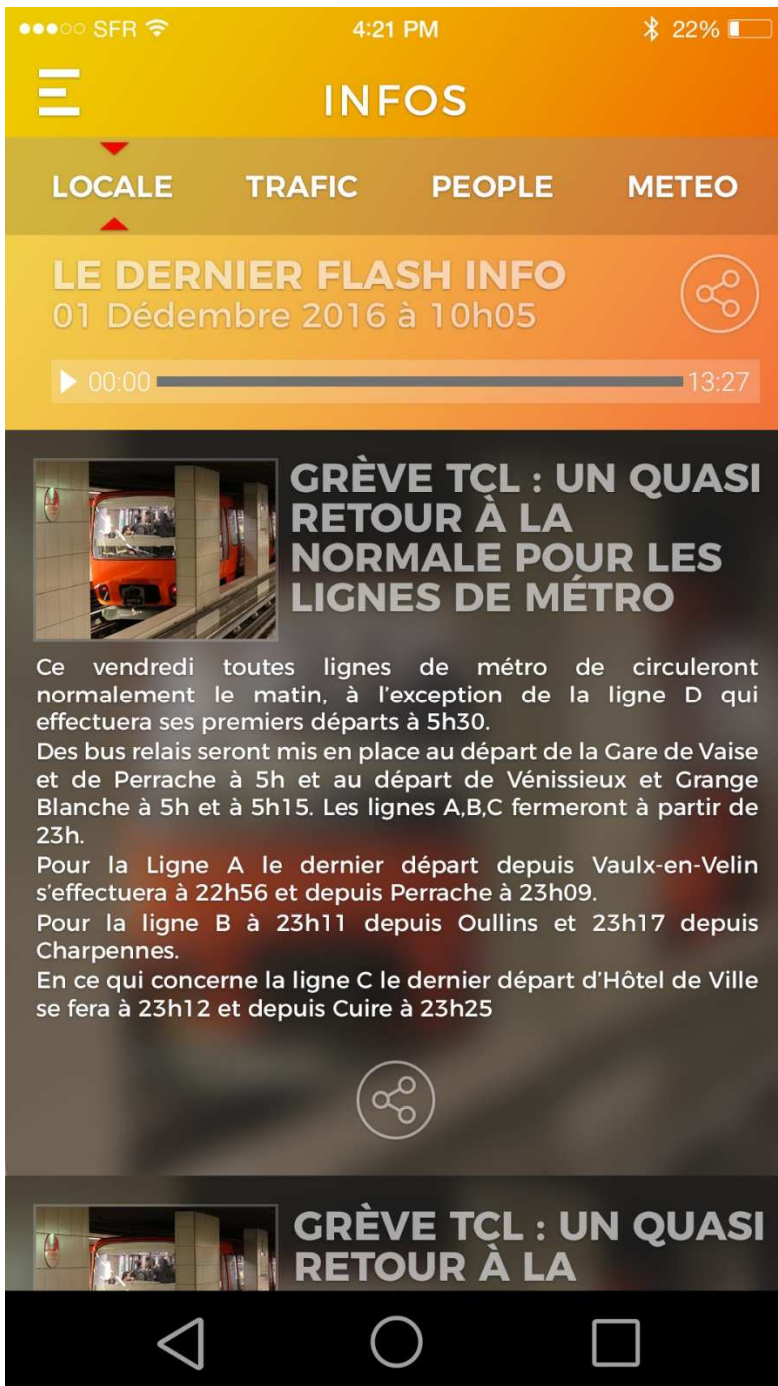
This page proposes 4 kinds of news : LOCALE / TRAFIC / PEOPLE / METEO (weather forecast) and displays the latest info podcast ("le dernier FLASH INFO")



The default "Info locale" tab is active. It includes ALL the Radio Espace local articles.

This page consists of a 4 choice menu:

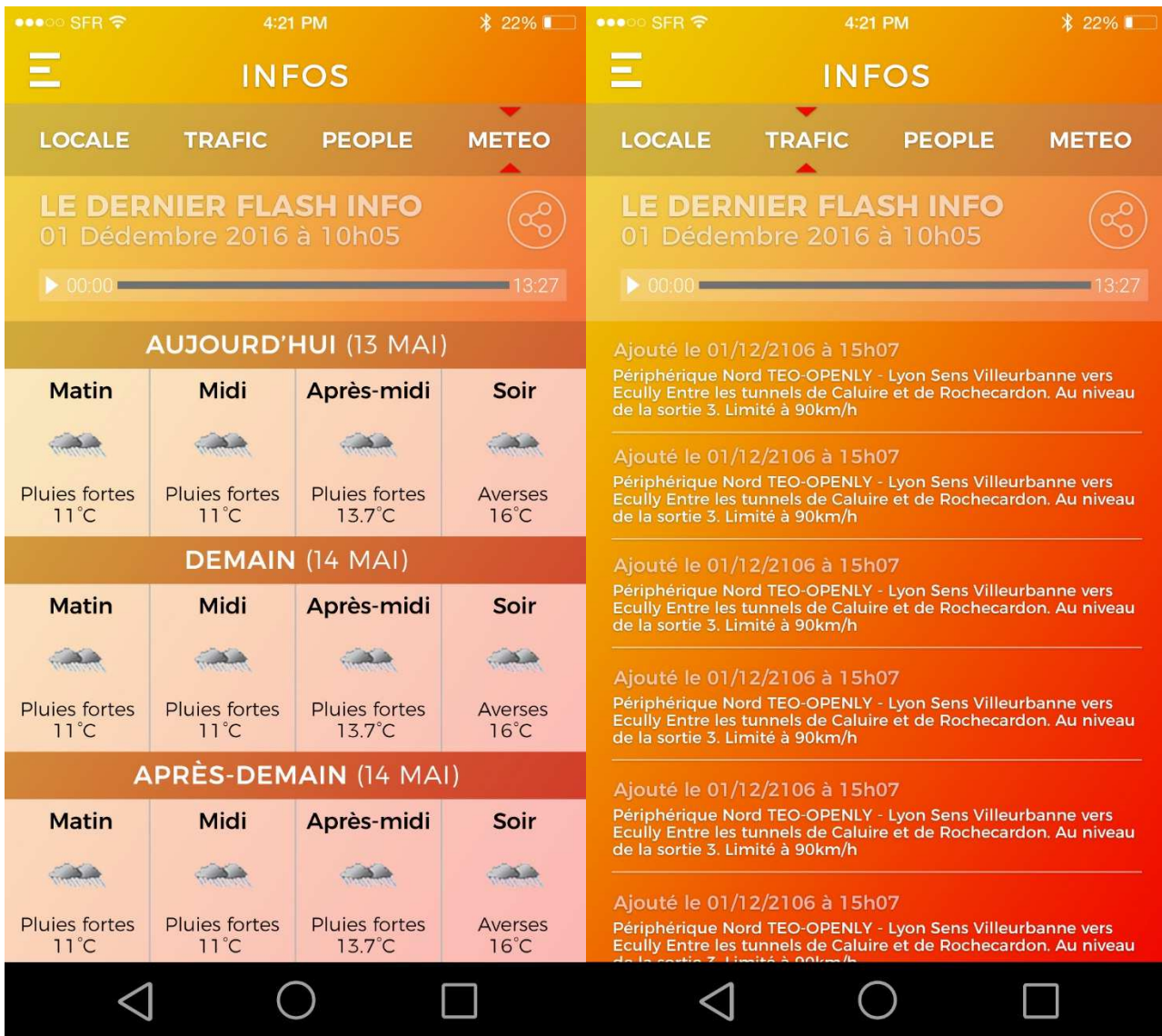
- locale (the same as in the list of articles) by default
 - trafic
 - people
 - meteo (weather forecast)
- at the top you can find the latest info podcast with recorded time / a sharing button / a play-pause button



Inside an article :

- Sharing Icon that opens all the available possibility of sharing on the phone the article (social networks apps, sms, mail...*see message below
- Photo
- **time of publication**
- **title:text**

When you open a tile it close the one opened



On image : weather forecast and trafic

Meteo (weather forecast) is displayed from API

Trafic comes from the API

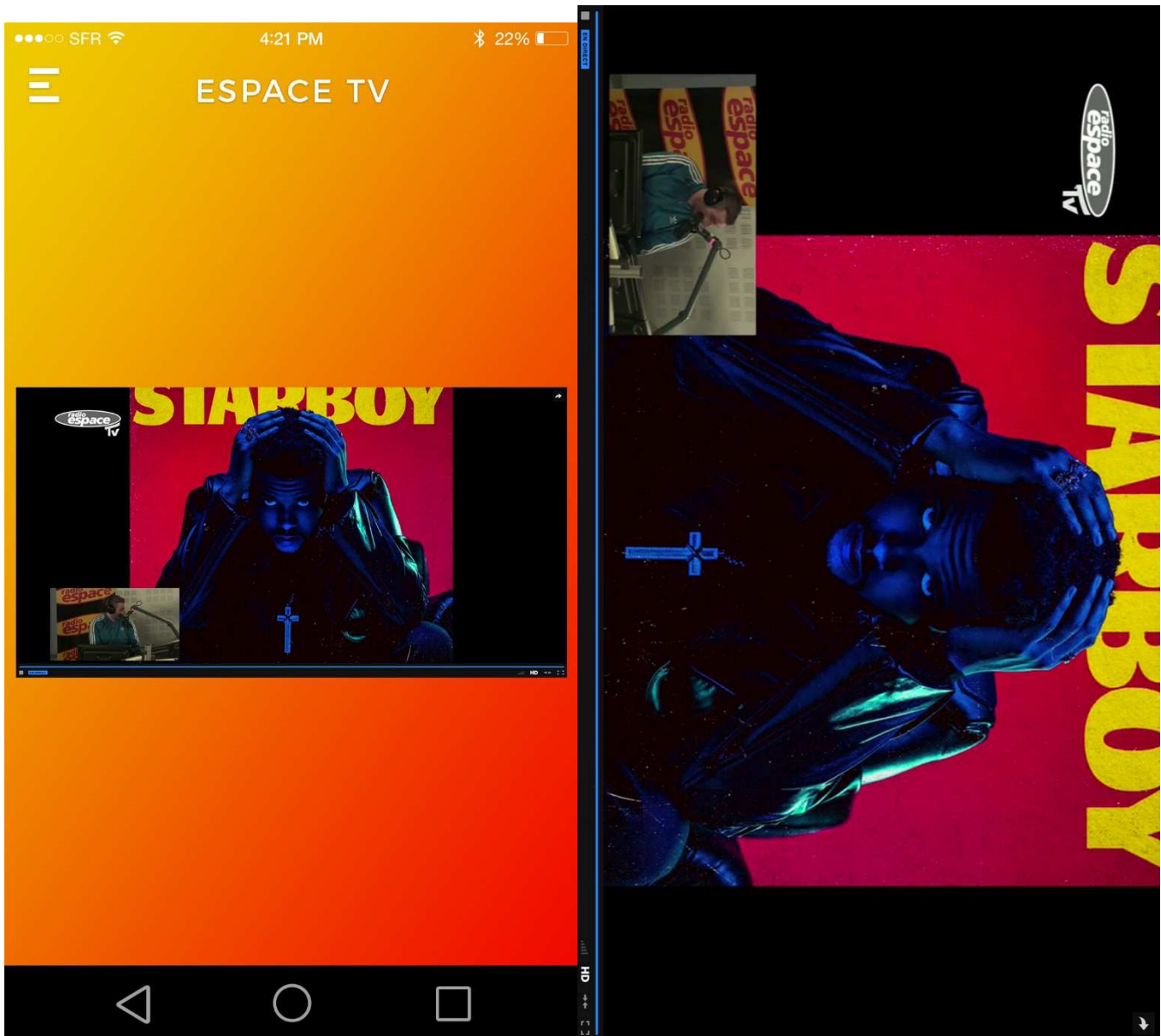
You can slide horizontally themes above the page

Page Espace TV

A dailymotion player of Espace tv

Permalien <http://dai.ly/x122wnj>

```
<iframe frameborder="0" width="480" height="270" src="//www.dailymotion.com/embed/video/x122wnj"
allowfullscreen></iframe><br /><a href="http://www.dailymotion.com/video/x122wnj_radio-espace-en-live_music"
target="_blank">Radio ESPACE en LIVE</a> <i>par <a href="http://www.dailymotion.com/RadioEspace"
target="_blank">RadioEspace</a></i>
```



Caution :

TV PAGE design may change to be more complete
You must be able to get full screen when phone is turned

The "JEUX" are made of
games you can play
thanks to the app

The 1st game should be
"Le face à face"

Jeu "Le face à face"

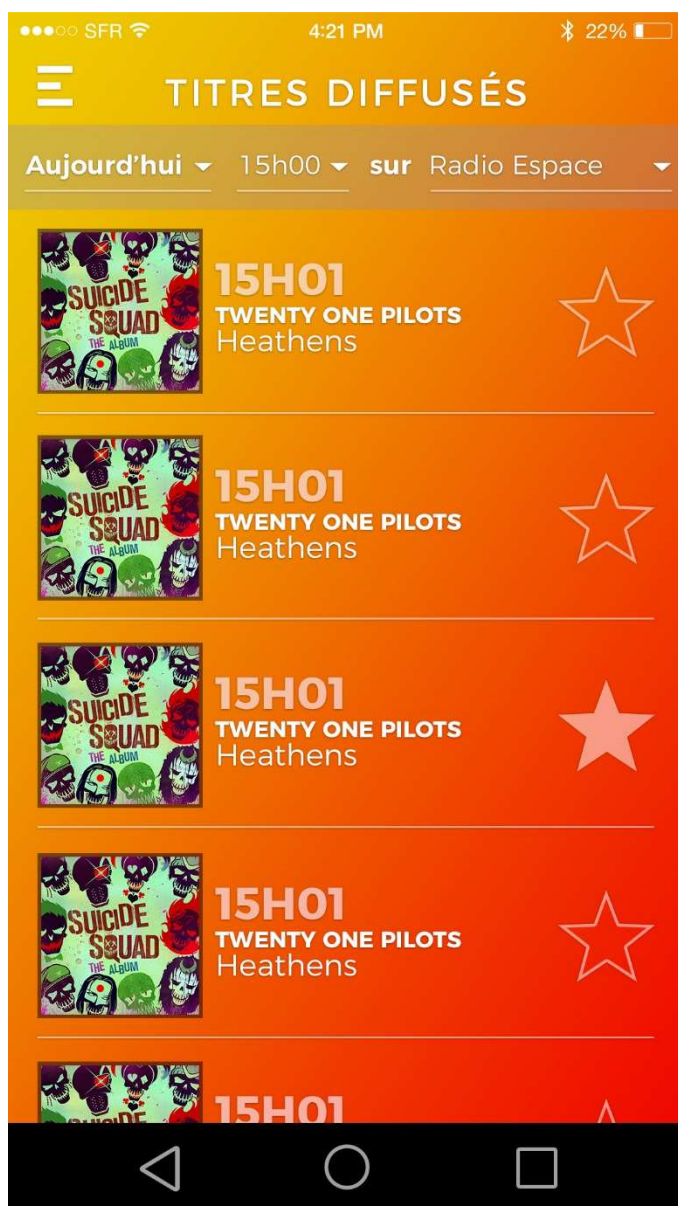
Page TITRES DIFFUSES

This page consists of a search form and expandable list of time/ internet radio.

The search form:

This form allows you to search by date : time and the selected Internet radio

- * Days – begins by “Aujourd’hui” (today) and if pressed display the phone calendar
- Time: drop-down hours round (results are displayed on an hourly hour range)
- Name of Internet radio: drop-down list of names of Internet radio. The first in the list is Radio Espace



The title list :

an arrow (pointing down) that magnifies the 3 fields above

underneath each cell consists of:

- The name of the title + artist + Visually Cover (picture sleeve)
- a favorite star on the right, which can be unfilled when it is clicked

If the star is plain it means the title is in the user playlist.

You may slide to get the whole hour of titles

By default is displayed the program of the current time on radio Espace from the beginning of the current hour.

Page EMISSIONS



Each cell is expandable list. On click, the cell opens and displays the text description of the program. The arrow changes direction (facing up).

When you click on the cell of a program, that cell opens and the previous open cell closes. When you click again on an open cell, it closes.



This page is composed of a geographical area selector (filter) and a list of radio frequencies ODS

Each cell consists of:

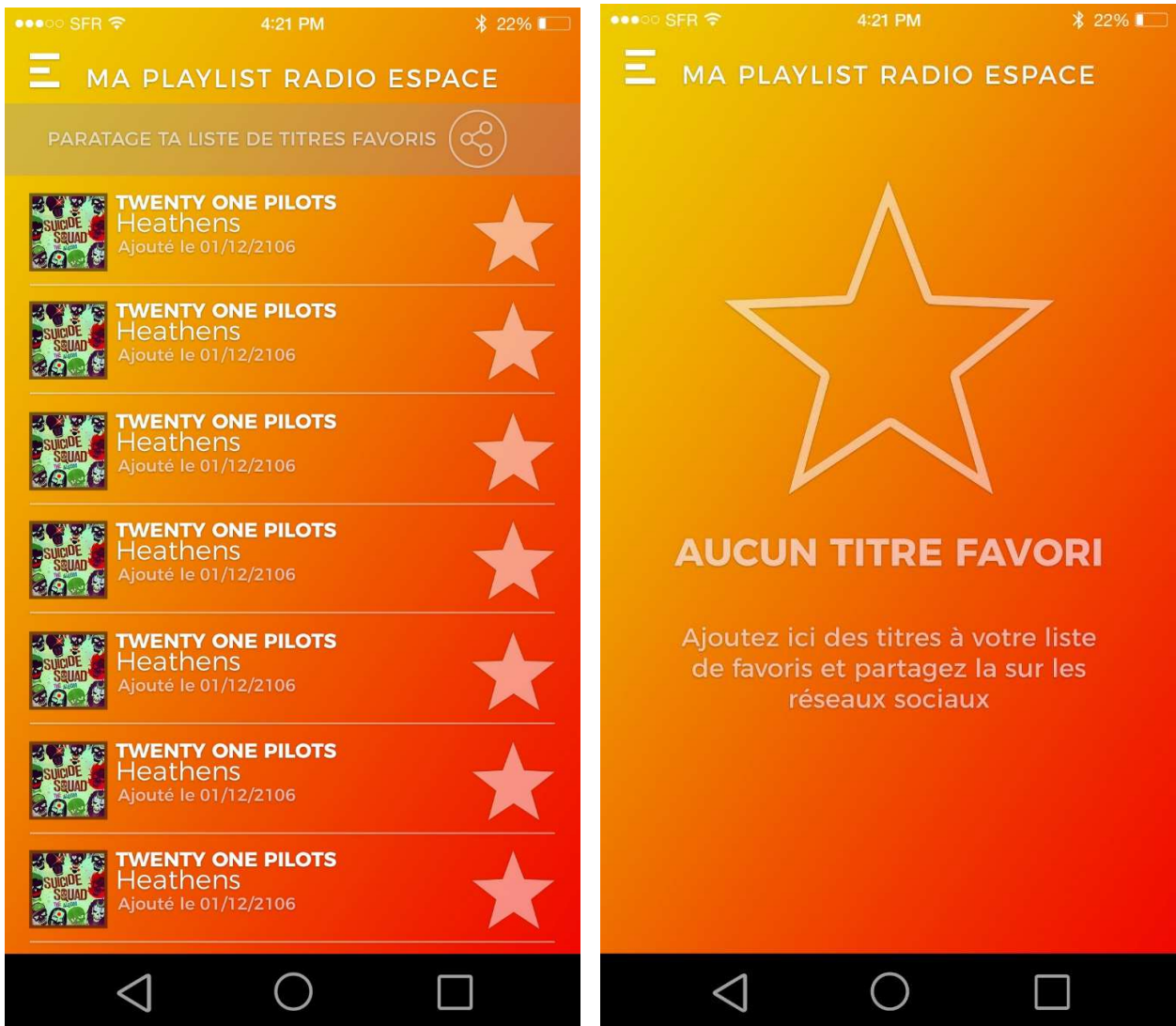
- The name of the city in red
- The department in **grey**
- the frequency (centered)

This list is static, no action is expected to click on a cell.

Data coming from API

Page MA PLAYLIST

The page consists of a list of artists /titles that the user has added to favorites.



Each list item consists of:

- a sleeve picture
- The name of the artist
- The title
- A plain star

If you clic on a plain star you can delete a title from your favorites with a message “ Radio Espace - Désirez-vous supprimer ce titre de vos favoris? OUI – NON” if user press “oui” title is deleted – if “non” page remains the same

There must be a possibility for the user to share his playlist on the different sharing option of the mobile (*text down)

A specific page is provided in case the user has not defined favorite item (“Aucune playlist – Ajouter ici vos titres favoris”)

Page CONTACT

This page is created to contact various departments of Radio Espace and send one or more attachments piece



This page consists of:

- An explanatory text in header (see picture)
- A drop-down list of possible recipients (« Alerte Radio Espace ! » / « contactez la rédaction » / « contactez la radio » / « contactez la régie commerciale »... [coming from the API](#))
- The fields "email" and "message" are mandatory, the rest is optional. * [Below error message to display](#)
- A button « Ajouter une pièce jointe »
- A button « Envoyer »
- A text that provides additional information on contact details [coming dynamically from API](#)

This page is accessible from icon ALERTE of the NavBar and since Burger menu.

By default, the recipient selected in the list is « Alertez Radio Espace ! »

Only the recipient « Alerter Radio Espace ! » is red, others remain the same black when selected.



Click on the button « Ajouter une pièce jointe » active several tabs:

- Take a photo or video (opens the phone's photo)
- Select a photo or an existing video (opens the gallery of the phone)
- Cancel

It is possible to send multiple media at once. (Example: 2 photos)
After selecting attachments, they are visible in the text field. The user can remove them as erasing a text or send them by clicking the button « Envoyer ».

If the user clicks on the button « Envoyer » without having previously completed the required fields, then an alert will warn the user that he must first complete the missing information. * see error message below

All documents are sent with the API

Page LES PLUS

This page allows the user to follow Radio Espace via the website and social networks, and share application Radio Espace



Section Suivre Radio Espace : (coming dynamicly from API)

- « Visiter le site RADIO ESPACE » goes to internet website
- « RADIO ESPACE sur Facebook » goes to Facebook of RADIO ESPACE
- « RADIO ESPACE sur Twitter » goes to Twitter of RADIO ESPACE
- « RADIO ESPACE sur Google + » goes to Google + of RADIO ESPACE
- « RADIO ESPACE sur Instagram » goes to page Instagram of RADIO ESPACE

Section Partager Radio Espace :

- On click on « Partager l'application », the app opens ALL the sharing oportunities proposed on the phone – *see message below - *sharing text below
- On clic on « Noter l'application », App store opens on the application page (coming dynamicly from API)
- With mention légales you display a page sent by the API a responsive way

Texts to display on this app and NOT coming from API :

Sharing from the RADIO page :

« J'écoute un titre sympa en ce moment sur l'application RADIO ESPACE ! »

+ Artist playing / Title playing

“L'application RADIO ESPACE est disponible gratuitement pour Android, IOS, et WindowsPhone”

+ put picture of the sleeve of the artist/title playing

Sharing from the PODCAST page :

« J'écoute un podcast sympa en ce moment sur l'application RADIO ESPACE ! »

+ title of podcast playing

“L'application RADIO ESPACE est disponible gratuitement pour Android, IOS, et WindowsPhone”

+ put link to chosen podcast

Error message from Contact page

When the "E-mail" field is blank, the alert text is: " RADIO ESPACE - Merci de bien indiquer votre email "

When the "E-mail" seems wrong, the alert text is: " RADIO ESPACE - Votre email semble être non valide "

When the "Message" field is blank, the alert text is: " RADIO ESPACE - Merci de bien indiquer votre message "

Error message in case of wrong joined file :

« Attention ! ce document ne pourra nous parvenir car il semble non valide. »

Sharing from the PLUS page :

« J'ai découvert une radio EXCEPTIONNELLE !!!

L'application RADIO ESPACE est disponible gratuitement pour Android, Iphone et WindowsPhone »

+ put picture of the logo

Sharing from the ARTICLE page :

object : « Article sympa sur l'application RADIO ESPACE ! » (ONLY FOR EMAIL)

text : Title of the article “Article sympa trouvé sur l'application mobile RADIO ESPACE : »

URL of the article + picture of the article

« (disponible aussi sur le site : RADIO ESPACE.com (+link)) »

RESUME OF SDKs and TAGS that must be included:

- **MEDIAMETRIE**

Plan de taggage Radio Espace

	Page / Action	Rubriquage		Objectif
		Niveau 1	Niveau 2	
1	Accueil / Direct	accueil	-	Nombre d'ouverture de l'appli / page direct
2	Titres diffusés	titres	-	Ouverture de la page titres diffusés
3	Réécouter	podcasts	-	Ouverture de la page podcasts
4	Détail podcast	podcasts	nom du podcast	Détail d'un podcast
5	Emissions	emissions	-	Ouverture de la page émissions
6	Détail émissions	emissions	nom emission	Détail d'une émission
7	News	news	-	Ouverture de la page informations
8	Détail news	news	nom news	Détail d'une news
9	Fréquences	frequences	-	Ouverture de la page fréquences

Sérial à

utiliser : **IOS : ?**
 ANDROID : ?

- **HIGH CONEXION (pushs)**
- **TAGS GOOGLE ANALYTICS -> cf API**
- **TAGS ADVERTISEMENT GOOGLE AD SERVER -> cf API**
- **TAG REVIEW ON THE STORE -> cf API**
- **TAG DIPLAY OF TITLES/ARTISTS/NAME OF RADIO VIA BLUETOOTH**

- PUBLICITE

There must be integration of advertising inserts, standard sizes, in the application:

- A **banner** ad that will appear down the pages for 4 seconds (add google code coming from API dynamicly) – only for the first time the user come to the page (except home page for the second time)
- A **pop up** only displayed once at lauch of the app (add google code coming from API dynamicly)

Mention Legales :

(displayed in a responsive page and coming from API dynamically)